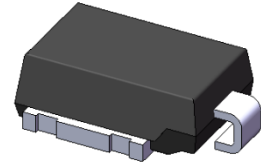


6600W, 14 - 43V Transient Voltage Suppressors

Features

- AEC-Q101 qualified TVS product
- 6.6KW surge capability at 10/1000 μ s waveform
- Tj 175 $^{\circ}$ C high temperature performance
- Low leakage current
- Excellent clamping capability
- MSL level 1, per J-STD-020
- Halogen free and RoHS compliant



DO-218

Applications

- Transient over voltage protection for sensitive electrical parts from load-dump switching.

Absolute Maximum Ratings (T _A =25 $^{\circ}$ C unless otherwise noted)			
Parameter	Symbol	Ratings	Unit
Peak power dissipation with a 10/1000 μ s waveform	P _{PPM}	6600	W
Peak power dissipation with a 10/10000 μ s waveform	P _{PPM}	5200	W
Peak pulse current with a 10/1000 μ s waveform	I _{PPM}	See Next Table	A
Power dissipation, on infinite heat sink at T _c =25 $^{\circ}$ C	P _D	8	W
Maximum instantaneous forward voltage at 100A	V _F	1.8 ⁽¹⁾	V
Peak forward surge current, 8.3ms single half-sine wave	I _{FSM}	700 ⁽¹⁾	A
Typical thermal resistance , junction to case	R _{θJC}	0.9	$^{\circ}$ C/W
Operating junction and storage temperature range	T _J , T _{STG}	-55 to +175	$^{\circ}$ C



ATVS8K14A thru ATVS8K43CA

GOOD-ARK Electronics

Electrical Characteristics (TA = 25 °C unless otherwise noted)

Part Number (Uni)	Part Number (Bi)	Marking		Breakdown Voltage VBR (Volts)		Test Current I _T (mA)	Stand off Voltage V _{WM} (Volts)	Maximum reverse leakage at V _{WM} I _D (μA)	Maximum Peak Pulse Current I _{PPM} (A)	Maximum Clamping Voltage at I _{PPM} V _C (Volts)
		UNI	BI	Min	Max					
ATVS8K14A	ATVS8K14CA	14A	14C	15.6	17.2	5	14	10	284	23.2
ATVS8K15A	ATVS8K15CA	15A	15C	16.7	18.5	5	15	10	270	24.4
ATVS8K16A	ATVS8K16CA	16A	16C	17.8	19.7	5	16	10	254	26
ATVS8K17A	ATVS8K17CA	17A	17C	18.9	20.9	5	17	10	239	27.6
ATVS8K18A	ATVS8K18CA	18A	18C	20	22.1	5	18	10	226	29.2
ATVS8K20A	ATVS8K20CA	20A	20C	22.2	24.5	5	20	10	204	32.4
ATVS8K22A	ATVS8K22CA	22A	22C	24.4	26.9	5	22	10	186	35.5
ATVS8K24A	ATVS8K24CA	24A	24C	26.7	29.5	5	24	10	170	38.9
ATVS8K26A	ATVS8K26CA	26A	26C	28.9	31.9	5	26	10	157	42.1
ATVS8K28A	ATVS8K28CA	28A	28C	31.1	34.4	5	28	10	145	45.4
ATVS8K30A	ATVS8K30CA	30A	30C	33.3	36.8	5	30	10	136	48.4
ATVS8K33A	ATVS8K33CA	33A	33C	36.7	40.6	5	33	10	124	53.3
ATVS8K36A	ATVS8K36CA	36A	36C	40	44.2	5	36	10	114	58.1
ATVS8K40A	ATVS8K40CA	40A	40C	44.4	49.1	5	40	10	102	64.5
ATVS8K43A	ATVS8K43CA	43A	43C	47.8	52.8	5	43	10	95.1	69.4

Note (1): Uni-directional

Ratings and Characteristics Curves

($T_A = 25^\circ\text{C}$ unless otherwise noted)

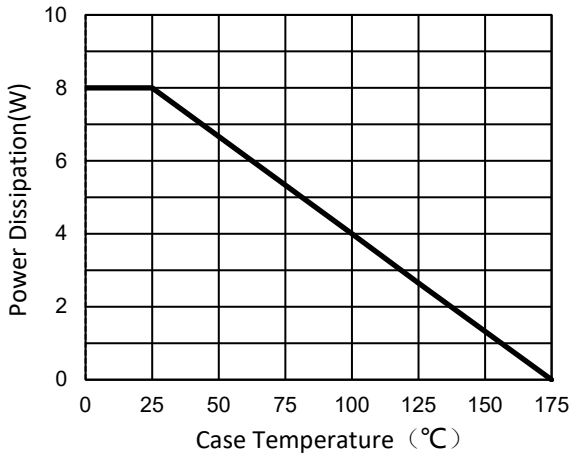


Fig.1 – Power Derating Curve

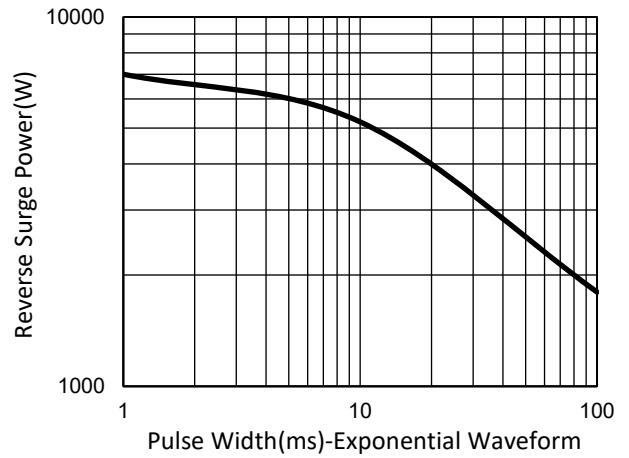


Fig.2 – Reverse Power Capability

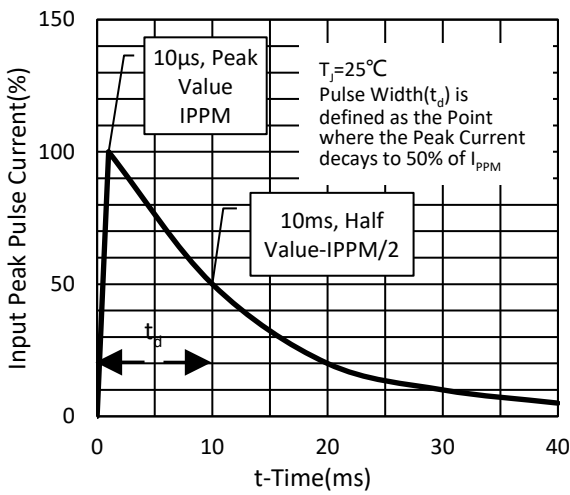


Fig.3 – Pulse Waveform

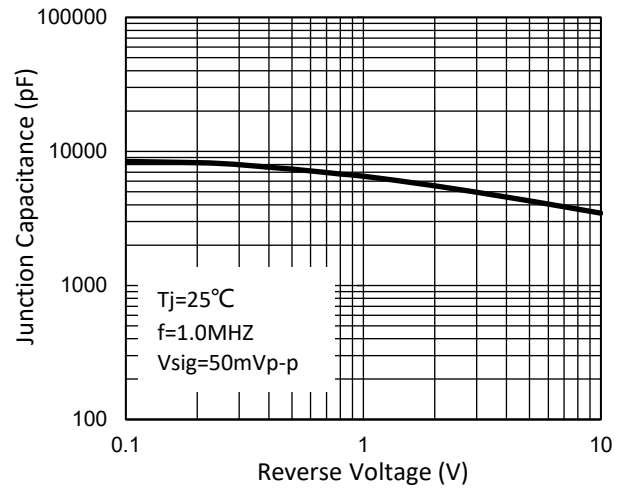
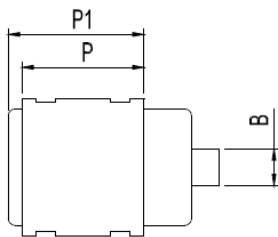
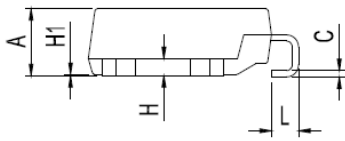
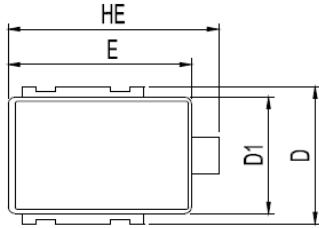


Fig.4 – Typical Junction Capacitance

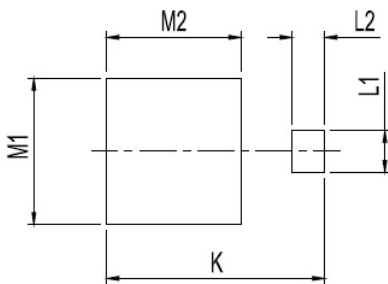
Package Outline Dimensions

in inches (millimeters)



Polarity: Heatsink is anode

Footprint (reference)



DO-218				
DIM	Millimeters		Inches	
	MIN	MAX	MIN	MAX
A	4.70	5.10	0.185	0.201
B	2.50	2.90	0.098	0.114
C	0.40	0.60	0.016	0.024
D	9.50	10.50	0.374	0.413
D1	8.35	8.65	0.329	0.341
E	13.35	13.65	0.526	0.537
H	1.20	1.50	0.047	0.059
H1	0.10 typ.		0.004 typ.	
HE	15.00	16.00	0.591	0.630
L	1.50	2.50	0.059	0.098
P	8.70	9.30	0.343	0.366
P1	9.70	10.30	0.382	0.406
M1	9.50	10.50	0.374	0.413
M2	8.70	9.30	0.343	0.366
L1	2.40	3.00	0.094	0.118
L2	1.70	2.30	0.067	0.091
K	15.00	16.00	0.591	0.630

Revision History

Document Version	Date of release	Discription of changes
Rev.A	2021.06.15	Released Datasheet
Rev.B	2023.08.31	Modify document format



Disclaimers

These materials are intended as a reference to assist our customers in the selection of the Suzhou Good-Ark product best suited to the customer's application; they do not convey any license under any intellectual property rights, or any other rights, belonging to Suzhou Good-Ark Electronics Co., Ltd. or a third party.

Suzhou Good-Ark Electronics Co., Ltd. assumes no responsibility for any damage, or infringement of any third-party's rights, originating in the use of any product data, diagrams, charts, programs, algorithms, or circuit application examples contained in these materials.

All information contained in these materials, including product data, diagrams, charts, programs and algorithms represents information on products at the time of publication of these materials, and are subject to change by Suzhou Good-Ark Electronics Co., Ltd. without notice due to product improvements or other reasons. It is therefore recommended that customers contact Suzhou Good-Ark Electronics Co., Ltd. or an authorized Suzhou Good-Ark Electronics Co., Ltd. for the latest product information before purchasing a product listed herein. The information described here may contain technical inaccuracies or typographical errors. Suzhou Good-Ark Electronics Co., Ltd. assumes no responsibility for any damage, liability, or other loss rising from these inaccuracies or errors. Please also pay attention to information published by Suzhou Good-Ark Electronics Co., Ltd. by various means, including our website home page.

(<http://www.goodark.com>)

When using any or all of the information contained in these materials, including product data, diagrams, charts, programs, and algorithms, Please be sure to evaluate all information as a total system before making a final decision on the applicability of the information and products. Suzhou Good-Ark Electronics Co., Ltd. assumes no responsibility for any damage, liability or other loss resulting from the information contained herein.

The prior written approval of Suzhou Good-Ark Electronics Co., Ltd. is necessary to reprint or reproduce in whole or in part these materials.

Please contact Suzhou Good-Ark Electronics Co., Ltd. or an authorized distributor for further details on these materials or the products contained herein.